

THE NEXT STEP IN  
DRIVING LIGHT INNOVATION



INTENSITY

IQ



ARB.COM.AU




INTENSITY

# IQ

ONE DRIVING LIGHT  
THAT DOES IT ALL

SEE THE INTENSITY  
IQ LIGHTS IN ACTION




INTENSITY  
**IQ**

ARB INTENSITY IQ DRIVING LIGHTS ARE THE MOST ADVANCED DRIVING LIGHTS WE HAVE EVER CREATED.

A unique four-optic design (Super Spot, Spot, Flood and Midrange) provides virtually unlimited choice of light beams to suit any road condition.

Whether it's carrying useable light down long straight roads or a significant spread for winding hills, the ARB Intensity IQ driving lights will have you ready for any situation.



**A Super Spot:** 4 x Cree XLamp XP-P LEDs

**B Spot:** 2 x Cree XLamp XM-L3 and 3 x Cree XLamp XP-P LEDs

**C Flood:** 18 x Cree XLamp XT-E LEDs

**D Midrange:** 4 x Cree XLamp XM-L3 LEDs



**THE DESIGN**

ARB ENGINEERS AND DESIGNERS HAVE CLOSELY COLLABORATED TO CREATE A DRIVING LIGHT UNLIKE ANYTHING SEEN IN THIS SEGMENT.

The challenge: creating a shape that accommodates the diverse array of optics and a light that sits lower, complimenting the aesthetics of modern vehicles and bull bars. The result: a light that sets a new benchmark in driving light capability.



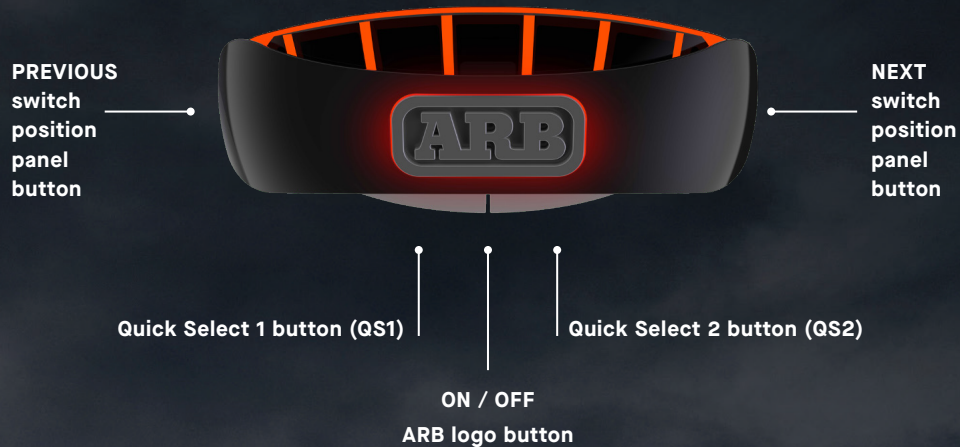
INTENSITY  
**IQ**

WITH FULL CONTROL AT YOUR FINGERTIPS, THE ARB INTENSITY IQ DRIVING LIGHTS ARE ADAPTABLE TO ALL DRIVING CONDITIONS.





**INTENSITY IQ CONTROL SWITCH**

Specifically designed to harness the functions of the IQ lights, this stylish yet intuitive switch can be easily operated by feel alone.



CUSTOMISE AND MONITOR SETTINGS THROUGH THE INTENSITY IQ APP. SELECT VARIOUS CONFIGURATIONS THROUGH THE IQ SWITCH OR ARB LINX.





Work light function

## FEATURES

Intensity IQ driving lights offer an innovative new user experience that provides a tailor-made approach, where you can preset the lights to be more flood or spot oriented and adjust the intensity of the light depending on the driving conditions.

- Multiple light control options including surface mount switch, ARB LINX and smartphone app
- Work light function
- Courtesy light function
- Light fading function
- Selectable E-mark driving beam for on road use
- Adjustable beam patten and intensity for individual lights
- Eight programmable switch positions
- Unique ARB engineered reflectors
- Intelligent thermal management
- More than 50,000 hour lifespan
- Vibration tested to off road conditions
- Dust and waterproof to IP68 (three metres)
- New multi-position, high-pressure die-cast aluminium mounting bracket
- Virtually indestructible, clear-coated polycarbonate lens
- Includes security fittings and tool



INTENSITY  
**IQ**

**SPECIFICATIONS**

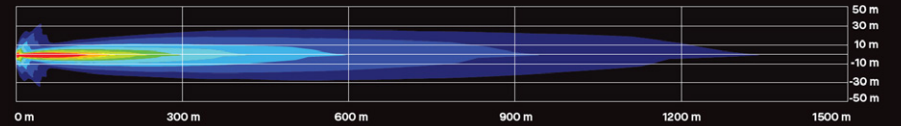


Max Combo


**Distance @ 1 Lux (Pair Lights)**

|                           |                                   |
|---------------------------|-----------------------------------|
| <b>Max Spot</b>           | 1,350m                            |
| <b>Max Flood</b>          | 900m                              |
| <b>Max Combo</b>          | 1,105m                            |
| <b>Colour Temperature</b> | 5,700-6,200k                      |
| <b>Weight (per light)</b> | 3.8kg                             |
| <b>Dimensions</b>         | 220mm (W) x 215mm (H) x 142mm (D) |

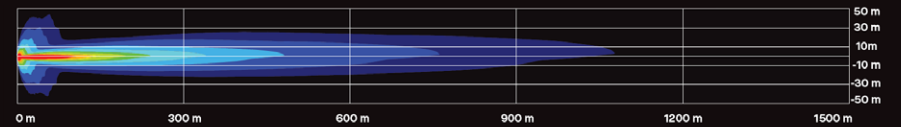
**MAX SPOT**



**MAX FLOOD**



**MAX COMBO**



**Lux Scale**



ARB.COM.AU

INTENSITY

**IQ**



Part no. 573279