

## **Anbauanleitung Seilwindenanbausatz / winch mounting kit Nissan Navara NP 300 ab Bj.2016**

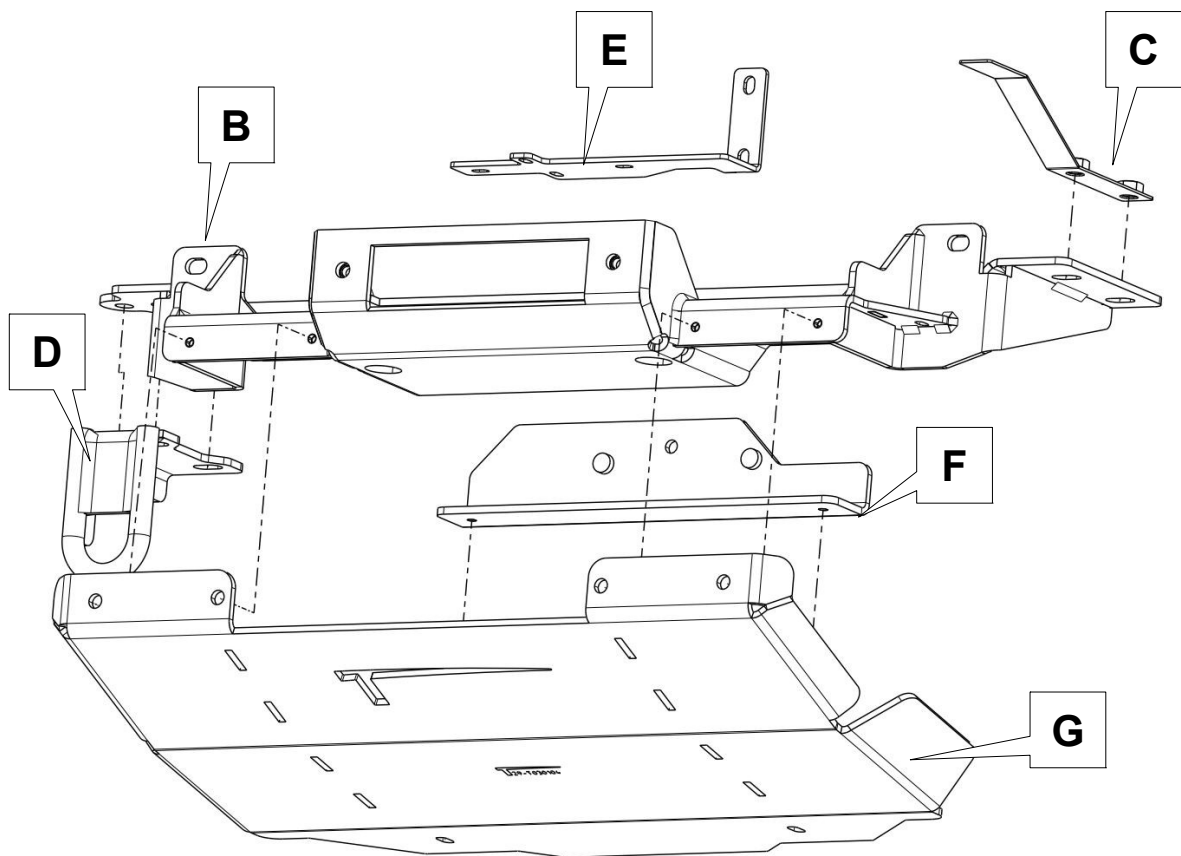
**AL: 2079-02**

**Best.-Nr.: 16 – 3760**




**Hier sehen sie den fertig montierten Seilwindenanbausatz.  
Bevor sie mit der Montage beginnen, lesen sie bitte diese Anleitung  
und das Benutzerhandbuch der Seilwinde gut durch.**


*Before you start fitting, please read and understand this instruction manual  
and the owners manual of the winch.*




## Stückliste

16-3760	Schraubensatz
1 300mm Kabel 2,5 <sup>2</sup> schwarz (A)	2 Schraube M12 x 35
1 Ringkabelschuh M8 blau	1 Zylinderschraube m 12 x 30
1 Rundstecker blau	2 Schraube M12 x 1,25 x 50
1 Rundsteckhülse blau	2 Schraube M12 x 1,25 x 35
<b>16-376_SWA_Nissan_Navara</b>	6 U-Scheibe M12
1 Windenaufnahme (B)	5 Federring M12
1 Befestigungsblech (C)	1 Mutter M12
1 Abschleppöse (D)	1 Schraube M10 x 120
1 Schaltkastenhalter (E)	2 U-Scheibe M10
<b>29-T030104_UFS_Motor_SWA</b>	1 U-Scheibe M12 x 44 x 4
1 Befestigungswinkel (F)	1 Federring M10
1 Unterfahrschutz (G)	1 Mutter M10
1 Anbauanleitung AL 2079	1 Schraube M8 x 30
1 Gutachten	2 U-Scheibe M8
1 Aufkleber Kennzeichnung	1 Federring M8
	1 Mutter M8
	6 Senkkopfschraube M8 x20
	6 Senkscheibe M8 Alu
	4 Schraube M6 x 20
	6 U-Scheibe M6
	2 U-Scheibe 6,4 x 20 x1,25
	4 Federring M6
	2 Mutter M6








3

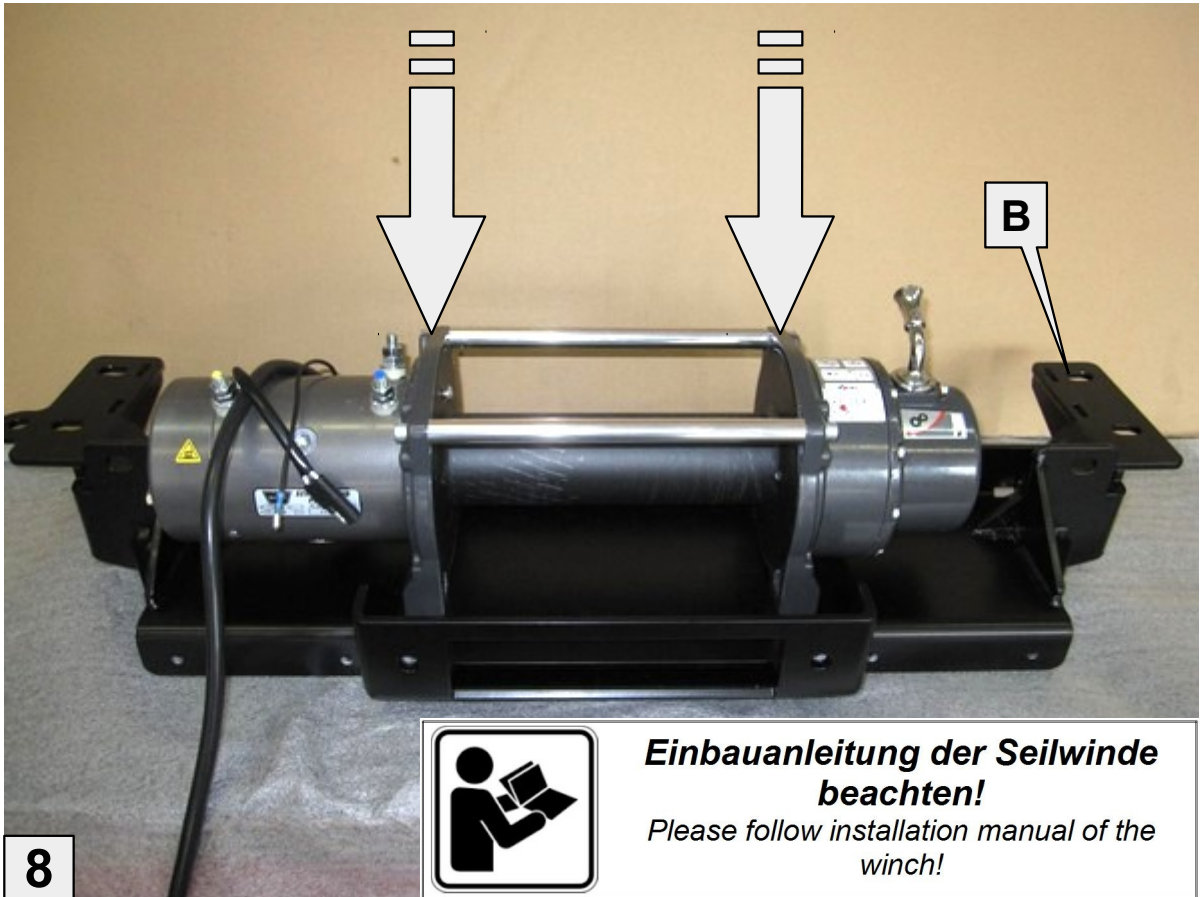


4









7






8
















15






16



















**Lassen Sie das Seil unter Last (ca.400Kg) auflaufen !**

*Spool in the rope under a load of around 400Kg !*



**29**



**Fertig !  
Ready!**

**30**